

# Connect+ Slimline Touchpad Keypad

## Quick Start Guide



Congratulations on the purchase of your Slimline Touchpad. The vivid 7" touch-screen is easy to operate, with full status and alarm reporting. It uses an encrypted Wi-Fi™ connection to control your cutting-edge security system, providing a live video feed of security cameras around your property.

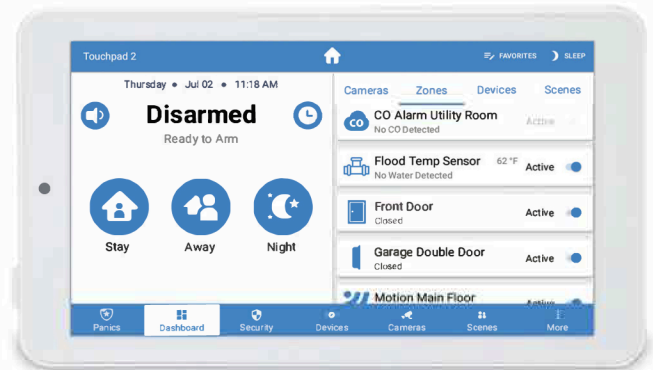
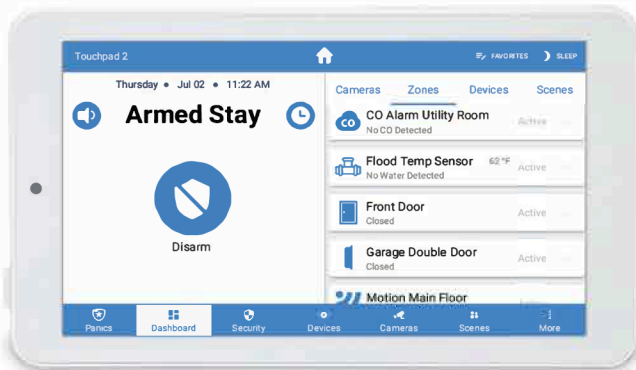
### Your screen and what it means

Entry delay  
 Home dashboard  
 Select "Favorites"  
 Screen saver  
 Toggle silent arming  
 System arming status  
 Tap Stay, Away or Night to arm your security system  
 Prompts fire, police or medical "Panic" alarms  
 Tap bottom icons to navigate your system  
 Create, modify or delete automation "Scenes"  
 Access "Favorite" cameras, zones, automation devices and automation scenes  
 Press any zone to rename, bypass, or customize notifications  
 Customize Touchpad "Settings" here like sound, display, wallpaper, user and security panel controls



# Connect+ Slimline Touchpad Keypad

## Arming Functions



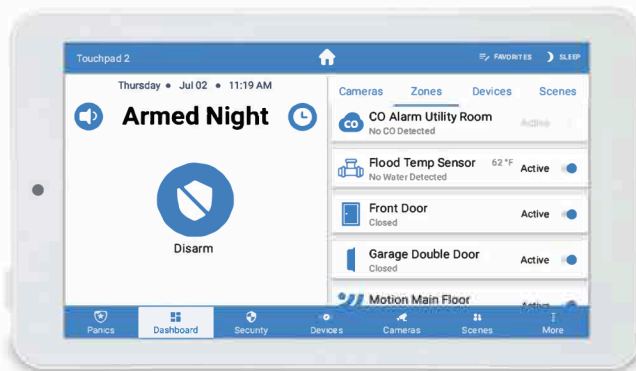
Stay

Select the **STAY** icon to arm your system while you are still on the premises. Motion detectors will be disabled.



Away

Set your security system to **AWAY** when you plan to be off premises. This setting keeps all motion detectors active.



Night

Armed **NIGHT** is for when you are on premises overnight. Your security will arm immediately without an exit delay, motion detectors can be turned off so you can move about freely, or active to enhance intrusion security.



Disarm

When arming your system to **STAY** or **AWAY**, an **EXIT DELAY** countdown will start, leaving you time to exit the premises before an alarm is triggered.

